

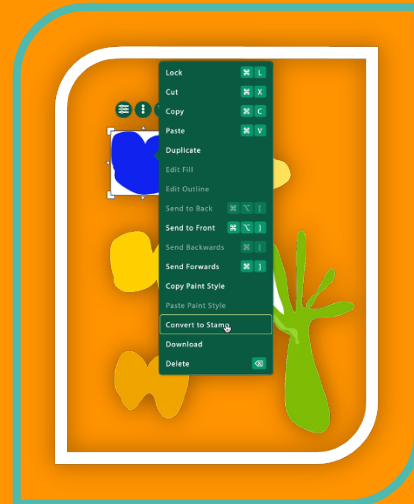
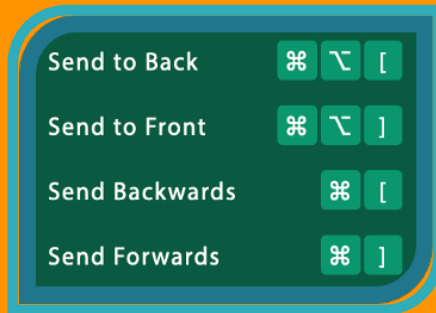
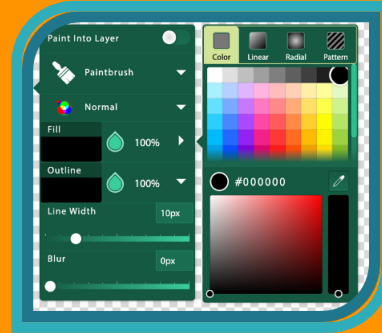

Learning

- ✔ To understand that digital tools can be used to create images
- ✔ To understand that vector images are made up of shapes and lines
- ✔ To use digital tools to improve detail in images
- ✔ To understand that vector images are constructed of layers
- ✔ To design vector images
- ✔ To create vector images
- ✔ To evaluate images and make improvements

Key Vocabulary

Vector	A graphic image composed of shapes and lines
Canvas	Area to draw on a drawing app
Resize	Change the height and width of a shape
Rotate	Turn clockwise or anticlockwise
Fill	Fill a shape with colour
Stamp	Duplicate a shape many times
Group	Combine a number of objects into one object
Layer	Order objects on top of each other
Zoom	Get closer or further away from an image or object
Send to front	Move image in front of everything
Send to back	Move image behind everything
Bring Forward	Move object forward one layer
Send Backward	Move object backward one layer

Examples



Key Questions

What shapes make up your vector?

Which object/shape is in front?

How can you make an object look further away?

How do you order objects on the canvas?

Which objects did you group to make this vector?

Which tool did you use to make that shape?

How could you improve your vector?



send backward



layering

